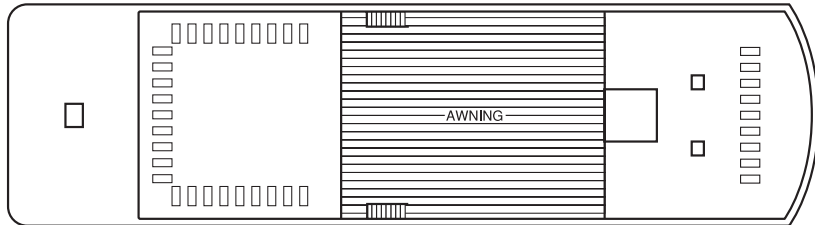


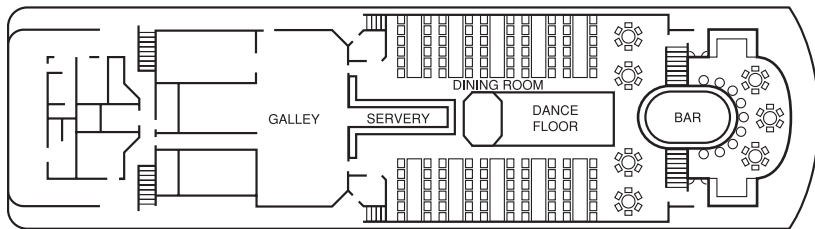


# MURRAY PRINCESS DECK PLAN

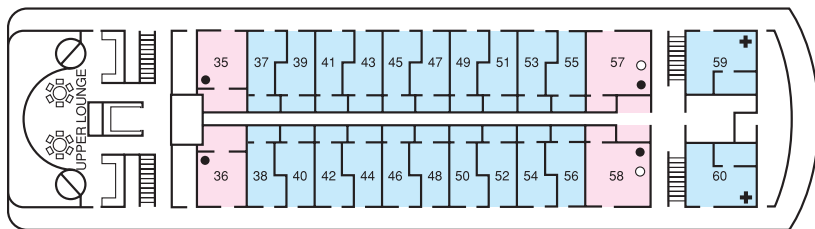
## SUN DECK



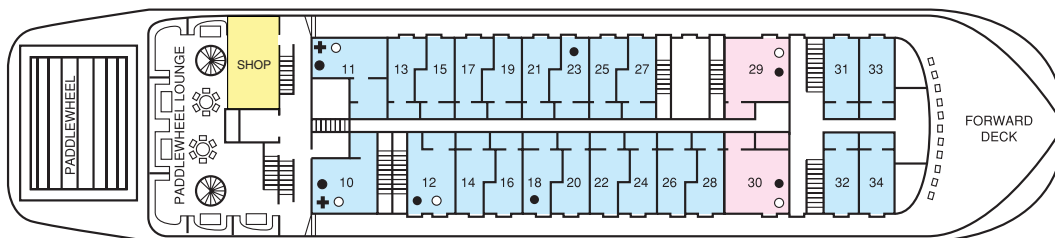
## STURT DECK



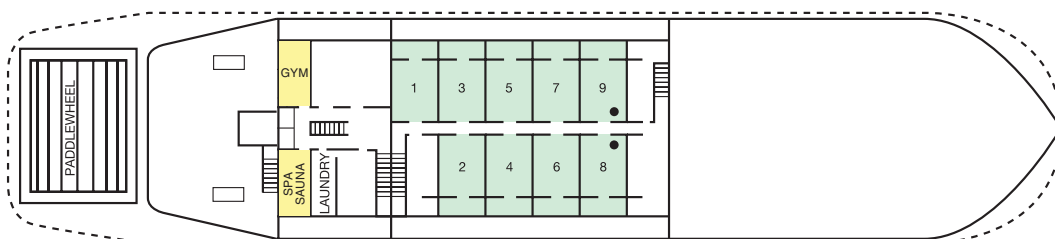
## CADELL DECK



## RANDELL DECK



## CHAFFEY DECK



### LEGEND

- STATE ROOM
- OUTSIDE CABIN
- INSIDE CABIN

All rooms have twin beds unless indicated as follows:

- EXTRA BED
- DOUBLE BED
- DISABLED FACILITIES



## MURRAY PRINCESS ACCOMMODATION

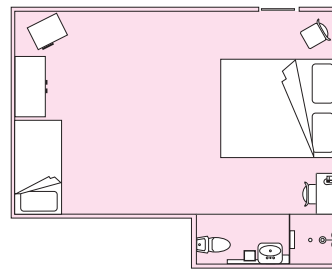
### ACCOMMODATION

The PS Murray Princess has 60 cabins and staterooms each with private bathroom ensuite, air-conditioning, electric blankets, soap, shampoo, towels and daily servicing. Each cabin is approximately 12sq metres. Four of the outside cabins and their ensuite bathrooms are wheelchair accessible. Two cabins located on Randell Deck are opposite the lift for easy access to the dining and lounge decks.



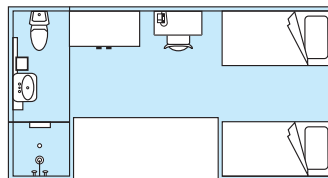
#### Stateroom (6)

Our spacious Staterooms are located on the Randell and Cadell decks. Each stateroom offers a double bed (some have an extra single bed) and open onto the outside deck area. Mini-bars, fridges and tea and coffee making facilities are also included.



#### Outside Cabin (45)

Outside cabins are located on Randell and Cadell Decks and the majority of these cabins have twin bedding with limited double bedded cabins available. Each outside cabin opens onto the outside deck area with picture windows to view the passing scenery.



#### Inside Cabin (9)

Inside cabins are located on the lower Chaffey Deck and open onto a wide inside passageway. Inside cabins offer twin bedding with limited double bedded cabins available and have portholes facing the outside.

